

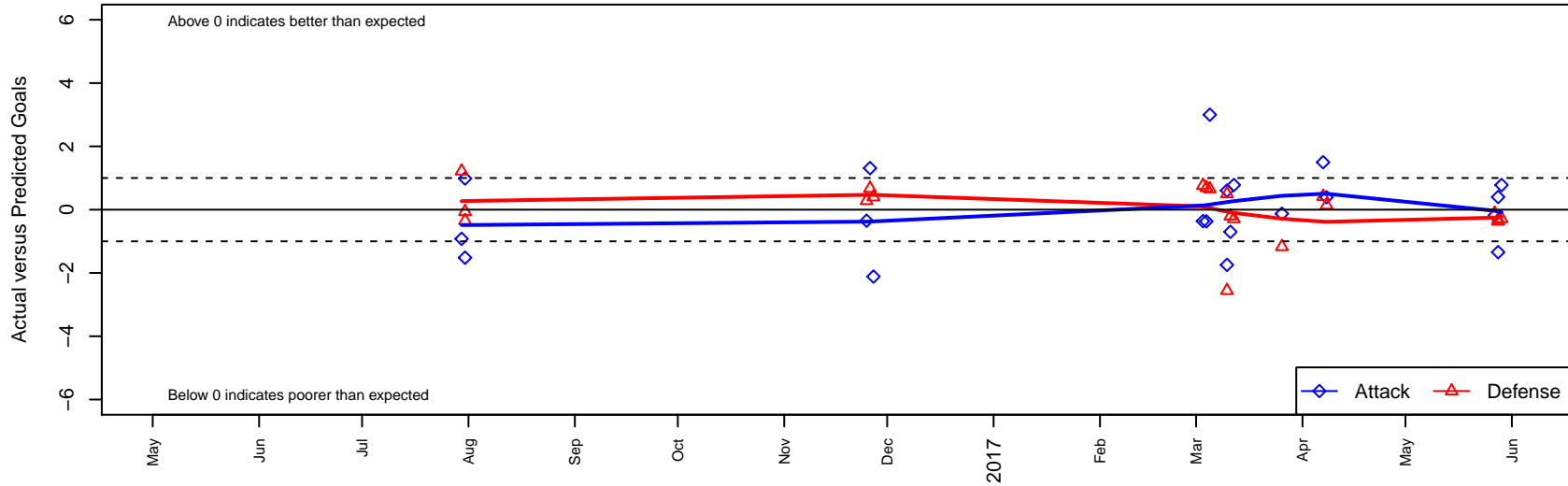
Downtown LVSC Academy B00

Las Vegas, NV
 B00 total strength=2030
 attack=76.39 defense=66.19

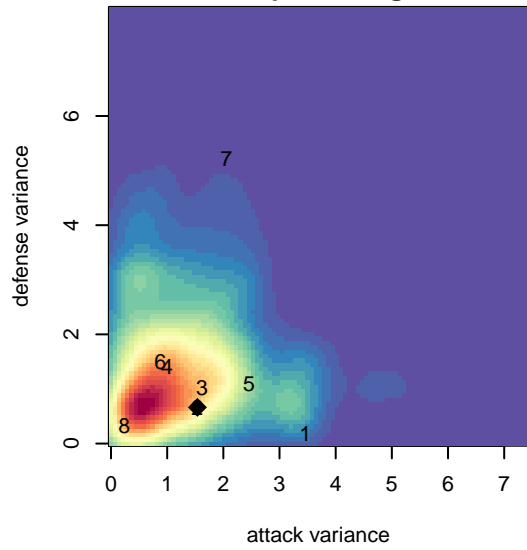
alt names used:
 DOWNTOWN LVSC 00 ACADEMY (NV)
 DOWNTOWN LVSC 00 ACADEMY
 DOWNTOWN LVSC 00 ACADEMY (NV)
 DOWNTOWN LVSC 00 ACADEMY (NV)

Venues played:
 2016 Surf Cup Black U17
 2016 FWRL Desert 2000 U17
 2016 NV Players Showcase Mirage U17
 2016 Manchester City Cup Gold U17

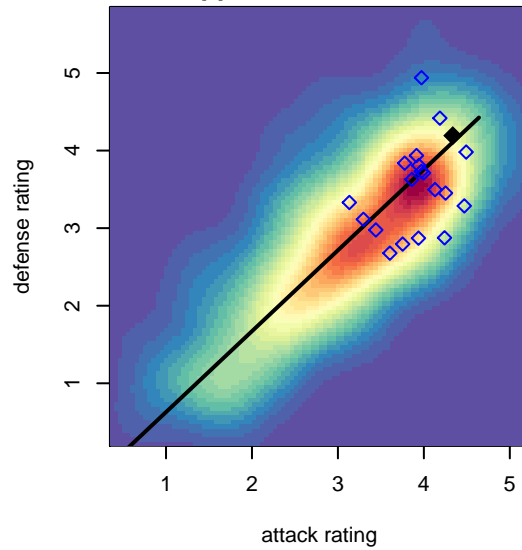
Downtown LVSC Academy B00
 Dots are actual minus expected GF (blue circles) and GA (red triangles).
 Blue line is smoothed change in attack strength. Red is smoothed change in defense strength.



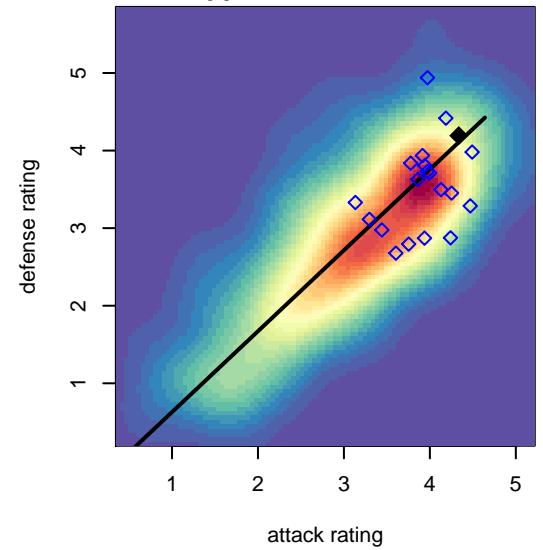
**attack and defense variance (black dot)
relative to other teams
and top 10 in region**



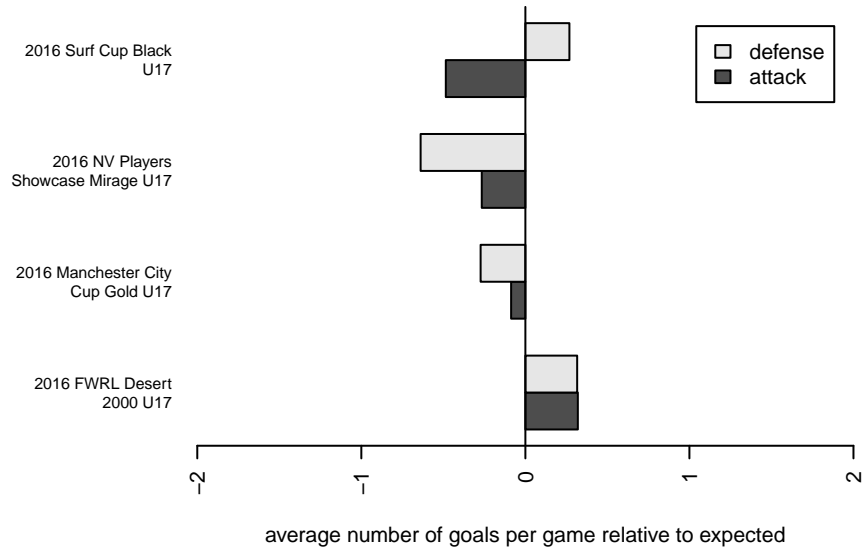
**attack and defense rating
relative to others at age
and all opponents in last 13 months**



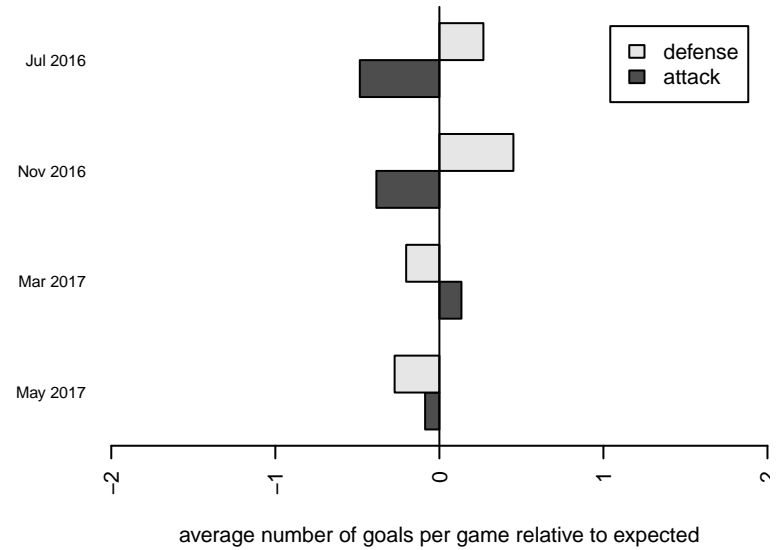
**attack and defense rating
relative to others at age
and all opponents in last 13 months**



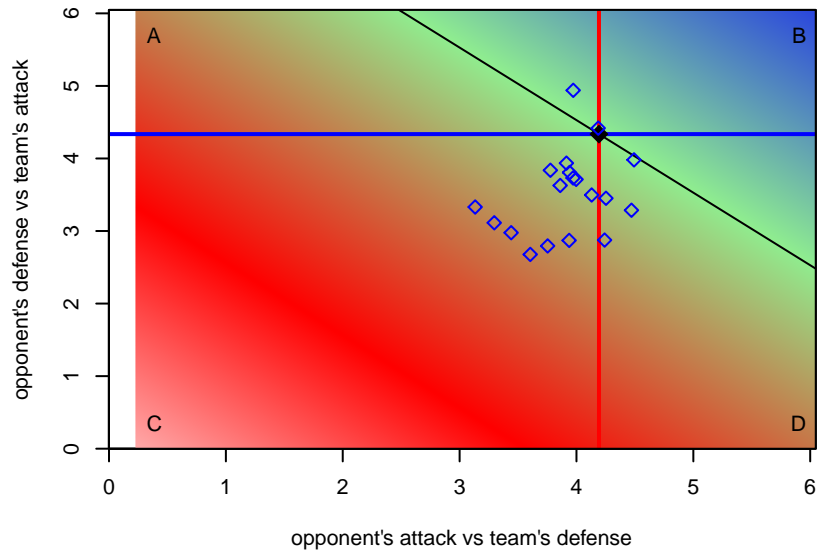
Performance relative to 13 month average



Performance relative to 13 month average



Distribution of opponents
 Red = Lose zone, Blue = Win zone, Green = Even
 Black line separates win/lose zones



lot. A=Neither has attack advantage, B=Opponent has both attack and defense advantage, C=Opponent has both attack and defense disadvantage, D=Both have

date	home		away		venue	pred.home	pred.away
017-05-29	Downtown LVSC Academy B00	2	FRAM Premier B00	1	2016 Manchester City Cup Gold U17	1.22	0.71
017-05-28	LA Premier B00	1	Downtown LVSC Academy B00	1	2016 Manchester City Cup Gold U17	0.63	0.60
017-05-28	Downtown LVSC Academy B00	3	Paso Del Norte Barcelona B00	1	2016 Manchester City Cup Gold U17	4.34	0.68
017-05-27	Downtown LVSC Academy B00	2	LA Galaxy South Bay Elite B00	1	2016 Manchester City Cup Gold U17	2.18	0.88
017-04-08	CCV Stars Black B00	1	Downtown LVSC Academy B00	3	2016 FWRL Desert 2000 U17	1.14	2.61
017-04-07	Valparaiso United B00	0	Downtown LVSC Academy B00	5	2016 FWRL Desert 2000 U17	0.41	3.50
017-03-26	Downtown LVSC Academy B00	2	Sereno White B00	2	2016 FWRL Desert 2000 U17	2.13	0.83
017-03-12	FRAM Premier B00	1	Downtown LVSC Academy B00	2	2016 NV Players Showcase Mirage U17	0.71	1.22
017-03-11	Downtown LVSC Academy B00	1	Slammers FC B00	1	2016 NV Players Showcase Mirage U17	1.70	0.80
017-03-10	Downtown LVSC Academy B00	6	Legends FC West Cerritos B00	0	2016 NV Players Showcase Mirage U17	5.40	0.50
017-03-10	San Diego SC Academy Orange B00	3	Downtown LVSC Academy B00	4	2016 NV Players Showcase Mirage U17	0.44	5.74
017-03-05	Players Elite B00	0	Downtown LVSC Academy B00	5	2016 FWRL Desert 2000 U17	0.65	2.00
017-03-04	Downtown LVSC Academy B00	1	Sparta United Premier B00	0	2016 FWRL Desert 2000 U17	1.37	0.69
017-03-03	Downtown LVSC Academy B00	4	La Roca Futbol Club Premier B00	0	2016 FWRL Desert 2000 U17	4.36	0.76
016-11-27	Downtown LVSC Academy B00	1	Las Vegas Sports Academy Red B00	0	2016 FWRL Desert 2000 U17	3.11	0.40
016-11-26	SC del Sol B00	0	Downtown LVSC Academy B00	3	2016 FWRL Desert 2000 U17	0.67	1.69
016-11-25	Downtown LVSC Academy B00	2	Scottsdale Blackhawks B00	0	2016 FWRL Desert 2000 U17	2.35	0.28
016-07-31	Downtown LVSC Academy B00	0	Black Watch Premier B00	1	2016 Surf Cup Black U17	1.52	0.65
016-07-31	Notts Forest Red B00	1	Downtown LVSC Academy B00	2	2016 Surf Cup Black U17	0.94	1.02
016-07-30	Hawaii Rush Nike B00	0	Downtown LVSC Academy B00	0	2016 Surf Cup Black U17	1.22	0.92